

HOLDING OF SPECIFIED SECURITIES ANNEXURE - 1

1. Name of Listing Entity : SHALIMAR PRODUCTIONS LTD.RE 1/-

2. 512499/SHA/EQUITY

3. Share Holding Pattern Filed under: Reg. 31(1)(b) SHAREHOLDING AS ON : 31/03/2017

4. Declaration : The Listed entity is required to submit the following declaration to the extent of submission of information :-

	Particulars	Yes*	No*
1	Whether the Listed Entity has issued any partly paid up shares?		No
2	Whether the Listed Entity has issued any Convertible Securities or Warrants?		No
3	Whether the Listed Entity has any shares against which depository reseipts are issued?		No
4	Whether the Listed Entity has any shares in locked-in?		No
5	Whether any shares held by promoters are pledge or otherwise encumbered?		No




Table I - Summary Statement holding of specified securities

Category (I)	Category of shareholder (II)	Nos. of share holders (III)	No. of fully paid up equity shares held (IV)	No. of Partly paid -up equity shares held (V)	No. of shares underlying Depository Receipts (VI)	Total Nos. shares held (VII = IV+V+VI)	Shareholding as a % of total no. of shares (Calculated as per SCRR, 1957) (VIII) As a % of (A+B+C2)	No of voting Rights held in each class of securities (IX)				No of shares underlying outstanding convertible Securities (including warrants) (X)	Total Shareholding as a % assuming full Conversion of convertible securities(as a % of diluted share capital)	Number of Locked in shares (XII)		Number of shares pledged or otherwise encumbered (XIII)		Number of equity shares held in dematerialized Form (XIV)
								No of voting Rights			Total as a % of (A+B+C)			No.(a)	As a % of Total shares held (b)	No.(a)	As a % of Total shares held (b)	
								Class X	Class Y	Total								
(A)	Promoter and Promoter Group	9	169417519	0	0	169417519	17.21	169417519	0	169417519	17.21	0	17.21	0	0.00	0	0.00	169417519
(B)	Public	6923	814910794	0	0	814910794	82.79	814910794	0	814910794	82.79	0	82.79	0	0.00	N/A	N/A	813503831
(C)	Non Promoter - Non Public																	
(C1)	Shares underlying DRs	0	0	0	0	0	0.00	0	0	0	0.00	0	0.00	0	0.00	N/A	N/A	0
(C2)	Shares held by Employee Trusts	0	0	0	0	0	0.00	0	0	0	0.00	0	0.00	0	0.00	N/A	N/A	0
	Total	6932	984328313	0	0	984328313	100.00	984328313	0	984328313	100.00	0	100.00	0	0.00	0	0.00	982921350






Table II - Statement showing Shareholding Pattern of the Promoter and Promoter Group

Category & Name of the Shareholder (I)	PAN (II)	Nos. of share holders (III)	No. of fully paid up equity shares held (IV)	No. of Partly paid-up equity shares held (V)	No. of shares underlying Depository Receipts (VI)	Total Nos. shares held (VII) = IV+V+VI	Shareholding % calculate as per SCRR 1957 As a % of (A+B+C2) (VIII)	No of voting Rights held in each class of securities (IX)			No of shares underlying convertible Securities (including warrants) (X)	Total Shareholding as a % assuming full Conversion of convertible securities(as a % of diluted share capital) (XI) = (VII)+(X) as a %	Number of Locked in shares (XII)		Number of shares pledged or otherwise encumbered (XIII)		Number of equity shares held in dematerialized Form (XIV)		
								No of voting Rights		Total as a % of Total voting rights			No.(a)	As a % of Total shares held (b)	No.(a)	As a % of Total shares held (b)			
								Class X	Class Y										
1 Indian																			
(a) Individuals/HUFs		0	0	0	0	0	0.00	0	0	0	0.00	0	0	0.00	0	0.00	0	0.00	0
(b) Central Govt./State Govt.		0	0	0	0	0	0.00	0	0	0	0.00	0	0	0.00	0	0.00	0	0.00	0
(c) Financial Institutions/Banks		0	0	0	0	0	0.00	0	0	0	0.00	0	0	0.00	0	0.00	0	0.00	0
(d) Any Other																			
d(1) Bodies Corporate		5	158303024	0	0	158303024	16.08	158303024	0	158303024	16.08	0	16.08	0	0.00	0	0.00	0	158303024
JAGRECHA FINANCE AND TRADES PVT. LTD	AAACJ5884C		27891087	0	0	27891087	2.83	27891087	0	27891087	2.83	0	2.83	0	0.00	0	0.00	0	27891087
MAHARASHTRA CORPORATION LIMITED	AAACM4096R		3824	0	0	3824	0.00	3824	0	3824	0.00	0	0.00	0	0.00	0	0.00	0	3824
SAGAR PORTFOLIO SERVICES LIMITED	AACCS9338L		110050000	0	0	110050000	11.18	110050000	0	110050000	11.18	0	11.18	0	0.00	0	0.00	0	110050000
SIB SAGAR TRADE AND AGENCIES PVT LTD	AADC53725L		19358000	0	0	19358000	1.97	19358000	0	19358000	1.97	0	1.97	0	0.00	0	0.00	0	19358000
VISAGAR FINANCIAL SERVICES LIMITED	AAACI1375B		1000113	0	0	1000113	0.10	1000113	0	1000113	0.10	0	0.10	0	0.00	0	0.00	0	1000113
d(2) Directors Relatives		2	3216509	0	0	3216509	0.33	3216509	0	3216509	0.33	0	0.33	0	0.00	0	0.00	0	3216509
ASHA KOTHARI	AAPPK0385H		3208000	0	0	3208000	0.33	3208000	0	3208000	0.33	0	0.33	0	0.00	0	0.00	0	3208000
TILOKCHAND MANEKCHAND KOTHARI	AAAHK4601H		8509	0	0	8509	0.00	8509	0	8509	0.00	0	0.00	0	0.00	0	0.00	0	8509
d(3) Directors		2	7897986	0	0	7897986	0.80	7897986	0	7897986	0.80	0	0.80	0	0.00	0	0.00	0	7897986
PANKAJ JAYANTILAL DAVE	AEPPO118P		252286	0	0	252286	0.03	252286	0	252286	0.03	0	0.03	0	0.00	0	0.00	0	252286
TILOKCHAND MANAKLAL KOTHARI	AALPK7074K		7645700	0	0	7645700	0.78	7645700	0	7645700	0.78	0	0.78	0	0.00	0	0.00	0	7645700
Sub Total (A)(1)		9	169417519	0	0	169417519	17.21	169417519	0	169417519	17.21	0	17.21	0	0.00	0	0.00	0	169417519
2 Foreign																			
(a) Individuals(NRI/Foreign Individuals)		0	0	0	0	0	0.00	0	0	0	0.00	0	0.00	0	0.00	0	0.00	0	0
(b) Government		0	0	0	0	0	0.00	0	0	0	0.00	0	0.00	0	0.00	0	0.00	0	0
(c) Institutions		0	0	0	0	0	0.00	0	0	0	0.00	0	0.00	0	0.00	0	0.00	0	0
(d) Foreign Portfolio Investor		0	0	0	0	0	0.00	0	0	0	0.00	0	0.00	0	0.00	0	0.00	0	0
(e) Any Other(specify)		0	0	0	0	0	0.00	0	0	0	0.00	0	0.00	0	0.00	0	0.00	0	0
Sub Total (A)(2)		0	0	0	0	0	0.00	0	0	0	0.00	0	0.00	0	0.00	0	0.00	0	0
Total Shareholding of Promoter and Promoter Group (A)=(A)(1)+(A)(2)		9	169417519	0	0	169417519	17.21	169417519	0	169417519	17.21	0	17.21	0	0.00	0	0.00	0	169417519



Table III - Statement showing Shareholding Pattern of the Public Shareholder

1	Category & Name of the shareholder (I)	PAN (II)	Nos. of share holders (III)	No. of fully paid up equity shares held (IV)	No. of Partly paid-up equity shares held (V)	No. of shares underlying Depository Receipts (VI)	Total Nos. shares held (VII = IV+V+VI)	Shareholding % calculate as per SCRR 1957 As a % of (A+B+C2) (VIII)	No of voting Rights held in each class of securities (IX)			No of shares underlying convertible Securities (including warrants) (X)	Total Shareholding as a % assuming full Conversion of convertible securities(as a % of diluted share capital) (XI) = (VII)+(X) as a %	Number of Locked in shares (XII)		Number of shares pledged or otherwise encumbered (XIII)		Number of equity shares held in dematerialized Form (XIV)	
									No of voting Rights		Total as a % of Total voting rights			No.(a)	As a % of Total shares held (b)	No.(a)	As a % of Total shares held (b)		
									Class X	Class Y									
1	Institutions																		
(a)	Mutual Funds		0	0	0	0	0	0.00	0	0	0	0.00	0	0.00	0	0.00	0	0.00	0
(b)	Venture Capital Funds		0	0	0	0	0	0.00	0	0	0	0.00	0	0.00	0	0.00	0	0.00	0
(c)	Alternate Investments Funds		0	0	0	0	0	0.00	0	0	0	0.00	0	0.00	0	0.00	0	0.00	0
(d)	Foreign Venture Capital Investors		0	0	0	0	0	0.00	0	0	0	0.00	0	0.00	0	0.00	0	0.00	0
(e)	Foreign Portfolio Investors		0	0	0	0	0	0.00	0	0	0	0.00	0	0.00	0	0.00	0	0.00	0
(f)	Financial Institutions/Banks		0	0	0	0	0	0.00	0	0	0	0.00	0	0.00	0	0.00	0	0.00	0
(g)	Insurance Companies		0	0	0	0	0	0.00	0	0	0	0.00	0	0.00	0	0.00	0	0.00	0
(h)	Provident Funds / Pension Funds		0	0	0	0	0	0.00	0	0	0	0.00	0	0.00	0	0.00	0	0.00	0
(i)	Any other (specify)		0	0	0	0	0	0.00	0	0	0	0.00	0	0.00	0	0.00	0	0.00	0
	Sub Total (B)(1)		0	0	0	0	0	0.00	0	0	0	0.00	0	0.00	0	0.00	0	0.00	0
2	Central Government/State Government(s)/ President of India																		
(a)	Central Govt./State Govt.		0	0	0	0	0	0.00	0	0	0	0.00	0	0.00	0	0.00	0	0.00	0
	Sub Total (B)(2)		0	0	0	0	0	0.00	0	0	0	0.00	0	0.00	0	0.00	0	0.00	0
3	Non-Institutions																		
(a)	Individual		0	0	0	0	0	0.00	0	0	0	0.00	0	0.00	0	0.00	0	0.00	0
(ai)	Ind-Hold nominal shr capital upto Rs.2L		6567	48252625	0	0	48252625	4.90	48252625	0	48252625	4.90	0	4.90	0	0.00	0	0.00	47889662
(aaii)	Ind-Hold nominal shr capital in excess of Rs.2L		128	153012834	0	0	153012834	15.54	153012834	0	153012834	15.54	0	15.54	0	0.00	0	0.00	151972834
	BAKUL KALABHAI KABIRA	AYAPK6187G		16348358	0	0	16348358	1.66	16348358	0	16348358	1.66	0	1.66	0	0.00	0	0.00	16348358
	MANOJKUMAR R AGARWAL	ADOPK6220H		60000000	0	0	60000000	6.10	60000000	0	60000000	6.10	0	6.10	0	0.00	0	0.00	60000000
(b)	NBFCs Registered with RBI		0	0	0	0	0	0.00	0	0	0	0.00	0	0.00	0	0.00	0	0.00	0
(c)	Employees Trusts		0	0	0	0	0	0.00	0	0	0	0.00	0	0.00	0	0.00	0	0.00	0
(d)	Overseas Depositories (holding DRs) (balancing figure)		0	0	0	0	0	0.00	0	0	0	0.00	0	0.00	0	0.00	0	0.00	0
(e)	Any Other		0	0	0	0	0	0.00	0	0	0	0.00	0	0.00	0	0.00	0	0.00	0
e(1)	Bodies Corporate		198	613144912	0	0	613144912	62.29	613144912	0	613144912	62.29	0	62.29	0	0.00	0	0.00	613140912
	BANKE BEHARI SHOPPERS PVT LTD	AADC84728J		61459358	0	0	61459358	6.24	61459358	0	61459358	6.24	0	6.24	0	0.00	0	0.00	61459358
	COBIA DISTRIBUTORS PRIVATE LIMITED	AAGCC5621A		20608329	0	0	20608329	2.09	20608329	0	20608329	2.09	0	2.09	0	0.00	0	0.00	20608329
	FAMOUS INVESTMENT CONSULTANTS PRIVATE LI	AABCF6996J		16086175	0	0	16086175	1.63	16086175	0	16086175	1.63	0	1.63	0	0.00	0	0.00	16086175
	FLYJOY DISTRIBUTORS PRIVATE LIMITED	AACCF2181J		11588352	0	0	11588352	1.18	11588352	0	11588352	1.18	0	1.18	0	0.00	0	0.00	11588352
	GREATSCOPE TRADERS PVT LTD	AAFCC2861H		46953031	0	0	46953031	4.77	46953031	0	46953031	4.77	0	4.77	0	0.00	0	0.00	46953031
	KAPISH PACKAGING PRIVATE LIMITED	AABCK8443K		47820383	0	0	47820383	4.86	47820383	0	47820383	4.86	0	4.86	0	0.00	0	0.00	47820383
	KHEMI AGENCIES PRIVATE LIMITED	AADCK4007B		31086697	0	0	31086697	3.16	31086697	0	31086697	3.16	0	3.16	0	0.00	0	0.00	31086697
	PAKOBA FINANCE AND TRADES PVT LTD	AACCP3581E		64176527	0	0	64176527	6.52	64176527	0	64176527	6.52	0	6.52	0	0.00	0	0.00	64176527



	ROLEX VINIMAY PRIVATE LIMITED	AAFRCR1991P		38536877	0	0	38536877	3.92	38536877	0	38536877	3.92	0	3.92	0	0.00	0	0.00	38536877
	ROOPAM FINANCERS PVT LTD	AAACR7945Q		32243533	0	0	32243533	3.28	32243533	0	32243533	3.28	0	3.28	0	0.00	0	0.00	32243533
	SANKATMOCHAK TIE UP PVT LTD	AARCS1047F		10619547	0	0	10619547	1.08	10619547	0	10619547	1.08	0	1.08	0	0.00	0	0.00	10619547
	SEABIRD DISTRIBUTORS PRIVATE LIMITED	AAMCS6259A		12528005	0	0	12528005	1.27	12528005	0	12528005	1.27	0	1.27	0	0.00	0	0.00	12528005
	SEABIRD RETAILS PRIVATE LIMITED	AAMCS6257Q		12913622	0	0	12913622	1.31	12913622	0	12913622	1.31	0	1.31	0	0.00	0	0.00	12913622
	SHATBHISHA TRADING PRIVATE LIMITED	AAQCS2033L		74289309	0	0	74289309	7.55	74289309	0	74289309	7.55	0	7.55	0	0.00	0	0.00	74289309
	SHIVDARSHAN SALES PRIVATE LIMITED	AAPCS5264G		10493050	0	0	10493050	1.07	10493050	0	10493050	1.07	0	1.07	0	0.00	0	0.00	10493050
	SONICTOWN COM PRIVATE LIMITED	AAKCS0620B		12556590	0	0	12556590	1.28	12556590	0	12556590	1.28	0	1.28	0	0.00	0	0.00	12556590
	TOJI CONSULTANTS PRIVATE LIMITED	AACCT9494L		11050000	0	0	11050000	1.12	11050000	0	11050000	1.12	0	1.12	0	0.00	0	0.00	11050000
e(2)	Clearing member		2	2300	0	0	2300	0.00	2300	0	2300	0.00	0	0.00	0	0.00	0	0.00	2300
e(3)	NRIs		28	498123	0	0	498123	0.05	498123	0	498123	0.05	0	0.05	0	0.00	0	0.00	498123
	Sub Total (B)(3)		6923	814910794	0	0	814910794	82.79	814910794	0	814910794	82.79	0	82.79	0	0.00	0	0.00	813503831
	Total Public Shareholding (B)=(B)(1)+(B)(2)+(B)(3)		6923	814910794	0	0	814910794	82.79	814910794	0	814910794	82.79	0	82.79	0	0.00	0	0.00	813503831



Table IV - Statement showing Shareholding Pattern of the Non Promoter - Non Public shareholder

	Category & Name of the shareholder (I)	PAN (II)	Nos. of share holders (III)	No. of fully paid up equity shares held (IV)	No. of Partly paid-up equity shares held (V)	No. of shares underlying Depository Receipts (VI)	Total Nos. shares held (VII = IV+V+VI)	Shareholding % calculate as per SCRR 1957 As a % of (A+B+C2) (VIII)	No of voting Rights held in each class of securities (IX)			No of shares underlying convertible Securities (including warrants) (X)	Total Shareholding as a % assuming full Conversion of convertible securities(as a % of diluted share capital) (XI) = (VII)+(X) as a %	Number of Locked in shares (XII)		Number of shares pledged or otherwise encumbered (XIII)		Number of equity shares held in dematerialized Form (XIV)	
									No of voting Rights					Total as a % of Total voting rights	No.(a)	As a % of Total shares held (b)	No.(a)		As a % of Total shares held (b)
									Class X	Class Y	Total								
1	Custodian/ DR Holder																		
(a)	GDRs/ADRs/ADSs		0	0	0	0	0	0.00	0	0		0		0	0.00	0	0.00	0	
	Sub Total (C)(1)		0	0	0	0	0	0.00	0	0	0	0.00	0	0.00	0	0.00	0	0.00	
2	Employee Benefit Trust (under SEBI (Share Based Employee Benefit) Regulations, 2014)		0	0	0	0	0	0.00	0	0		0		0	0.00	0	0.00	0	
	Sub Total (C)(2)		0	0	0	0	0	0.00	0	0	0	0.00	0	0.00	0	0.00	0	0.00	
	Total Non-Promoter-Non Public Shareholding (C) = (C)(1)+(C)(2)		0	0	0	0	0	0.00	0	0	0	0.00	0	0.00	0	0.00	0	0.00	

